


9B




## License Plate Light Bulb Replacement

[Reference: Rear Combination Light / License Plate Light Components](#)

**1)** Remove the nuts (1) and license plate light assembly (2).




**2)** Remove the screws (1) and lens (2).



**3)** Push in on the bulb (1), turn it counterclockwise, and pull it out.



- 4)** Install the license plate light assembly. 
- 5)** Install the removed parts.